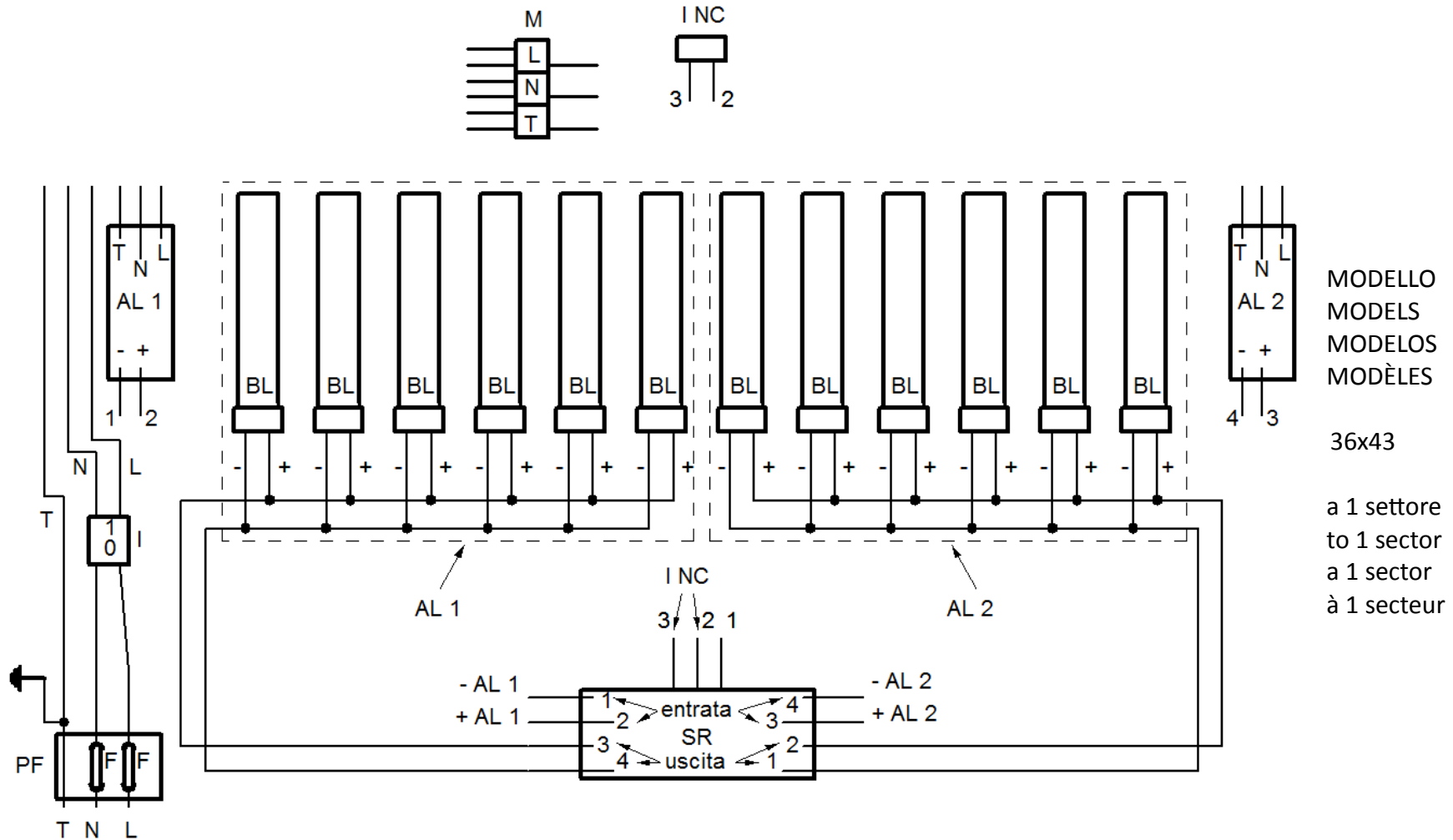
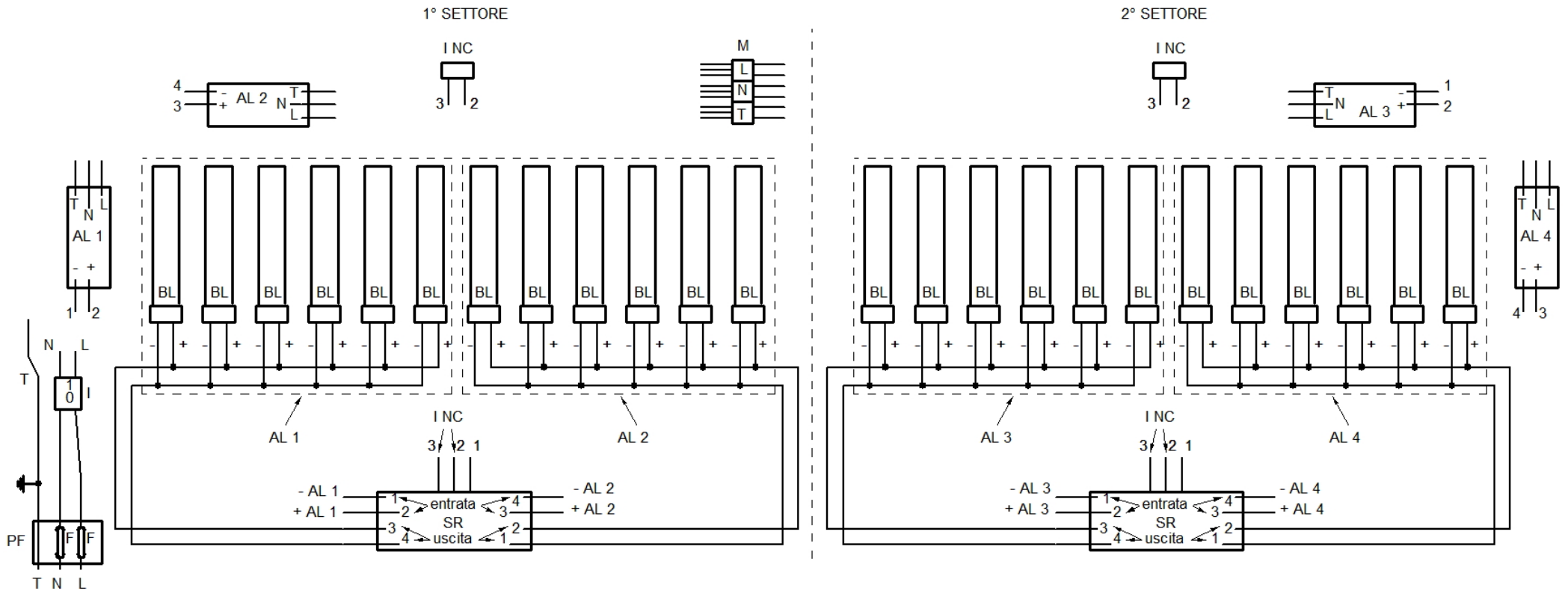


**SCHEMA ELETTRICO “NEGATIVOSCOPIO a LED”**  
**ELECTRICAL WIRING DIAGRAM “VIEWING BOXES WITH LED BACKLIGHTING”**  
**DIAGRAMA ELÉCTRICO “NEGATOSCOPIOS CON RETROILUMINACIÓN LED”**  
**SCHÉMA DE CÂBLAGE “NÉGATOSCOPIES AVEC RÉTRO-ÉCLAIRAGE LED”**

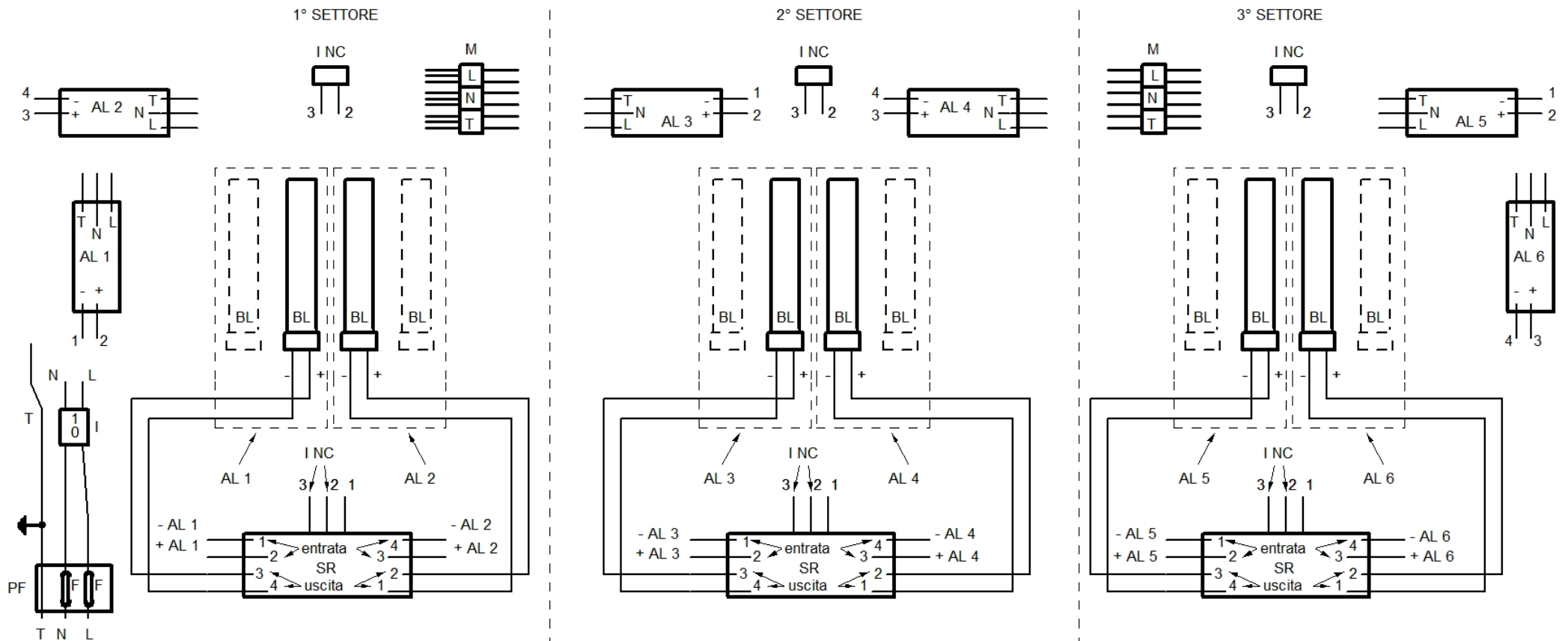
LEGENDA		LEGEND		LEYENDA		LEGENDE	
PF	porta fusibili	fuseholder	Porta fusibles	Porte fusible			
F	fusibili	fuses	fusibles	fusibles			
L	linea	line	linea	ligne			
N	neutro	neutral	neutral	neutre			
T	terra	ground	tierra	terre			
I	interruttore	switch	interruptor	interrupteur			
M	morsettiera	bornier	bloque	bornier			
SR	scheda regolazione	controller card	Tarjeta controladora	Carte contrôleur			
AL	alimentatore	Power supply	Alimentación	Blocs d'Alimentation			
I NC	contatto normalmente chiuso	Normally closed contact	contacto normalmente cerrado	contact normalement fermé			
BL	barra led	led bar	barras led	barres led			

<b>Modèles Secteur Lumière Cm</b>	<b>Dimensions Haut/Long /Prof Cm</b>	<b>Voltage Aliment. V/Hz</b>	<b>Énergie Absorbée Min/Max W</b>	<b>Intensité Absorbée A</b>	<b>Fusibles Num/A</b>	<b>Barres LED Num/W</b>	<b>Blocs D'Alimentation Num/W</b>	<b>Volume Emballage M<sup>3</sup></b>	<b>Poids Avec Emballage Kg</b>
<b>Modelos Campo Luz Cm</b>	<b>Dimensiones Altura/ Longitud/ Profundidad Cm</b>	<b>Tensión Aliment. V/Hz</b>	<b>Potencia Absorbida Min/Max W</b>	<b>Consumo Corriente A</b>	<b>Fusibles Num/A</b>	<b>Barras LED Num/W</b>	<b>Fuentes de Alimentación Num/W</b>	<b>Volumen Embalaje M<sup>3</sup></b>	<b>Peso Con Embalaje Kg</b>
<b>Models Light Cm</b>	<b>Overall Measures High/Lenght /Depth Cm</b>	<b>Power Supply Voltage V/Hz</b>	<b>Power Input Min/Max W</b>	<b>Absorbed Current A</b>	<b>Fuses Nr/A</b>	<b>LED Bars Nr/W</b>	<b>Power Supply Nr/W</b>	<b>Packaging Volume M<sup>3</sup></b>	<b>Weight Packing Incl. Kg</b>
<b>Modelli Settore Luce cm</b>	<b>Misure Ingombro Lun/Alt/Pro cm</b>	<b>Tensione Aliment. V/Hz</b>	<b>Potenza Assorbita Min/Max W</b>	<b>Corrente Assorbita A</b>	<b>Fusibili num/A</b>	<b>Barre Led num/W</b>	<b>Alimentatori num/W</b>	<b>Volume Imballo M<sup>3</sup></b>	<b>Peso Con Imballo Kg</b>
<b>36x43 1S</b>	47/54/5	230/50	16/67	0,27	2/1	12/5,5	2/30	0,06	7
<b>71x43 2S</b>	83/54/5	230/50	21/134	0,47	2/1,6	24/5,5	4/30	0,099	10
<b>107x43 3S</b>	119/54/5	230/50	26/192	0,75	2/2	36/5,5	6/30	0,133	15
<b>143x43 4S</b>	154/54/5	230/50	30/255	1,1	2/2,5	48/5,5	8/30	0,17	22

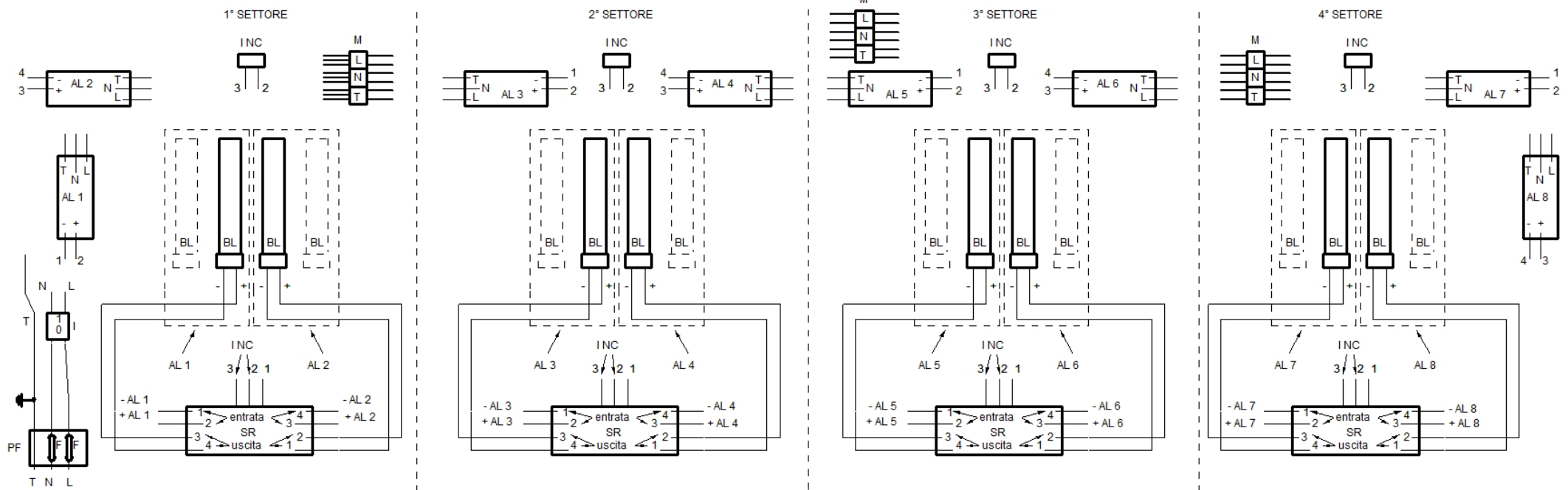




MODELLI		a 2 settore
MODELS		to 2 sectors
MODELLOS	71x43	a 2 sectores
MODÈLES		à 2 secteurs



MODELLI		a 3 settore
MODELS		to 3 sectors
MODELLOS	107x43	a 3 sectores
MODÈLES		à 3 secteurs



MODELLI		a 4 settore
MODELS		to 4 sectors
MODELLOS	143x43	a 4 sectores
MODÈLES		à 4 secteurs